



SPECIAL INDEPENDENT INVESTIGATIVE PANEL ON HUMAN RIGHTS VIOLATIONS IN COUNTER INSURGENCY OPERATIONS IN THE NORTH EAST (SIIP NORTH-EAST)

[PURSUANT TO SECTIONS 5 AND 6 OF THE NHRC ACT 2010]

INFOGRAPHICS OF THE REPORT OF THE SIIP NORTH-EAST



NOVEMBER 2024



Contents:

01. SIIP North-East: An Introduction 01

02. Investigations and Hearings 03

03. Witnesses 05

- ▶ Overview 05
- ▶ Military Witnesses 10
- ▶ Government Officials 18
- ▶ Non-State Actors 22
- ▶ Hospital Witnesses 27

04. Hospital Statistics for Manual Vacuum Aspiration (MVA) 32

05. Administration of Oxytocin and Misoprostol 40

06. Conclusion 48



SIIP NORTH EAST: AN INTRODUCTION

THE REUTERS REPORTS

 **3** Reports



Abortion Assault



War on Women



Smothered, Poisoned and Shot

THE ALLEGATIONS



Abortion Assault

10,000 illegal abortions

Forced Administration of Oxytocin and Misoprostol



Smothered, Poisoned and Shot

Massacre of Children and Adults

Burning, Poisoning & Suffocation of Children



War on Women

Deliberate targeting of women in the war against insurgents

Killing of women and children in air strikes

Forced abortions and killing of children



SIIP NORTH EAST: AN INTRODUCTION

MANDATE OF THE SIIP-NORTH EAST



Investigate allegations of gross Human Rights violations contained in the Reuters report of December 2022



Receive memoranda from the public on allegations of Human Rights violations by the Nigerian Armed Forces in counter-insurgency operations




Make determinations on culpability and recommendations for accountability and reforms

COMPOSITION



1

Chairman



6

Panel Members



1

General Counsel



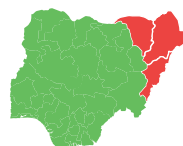
1

Military Liason



21

Secreteriat Staff



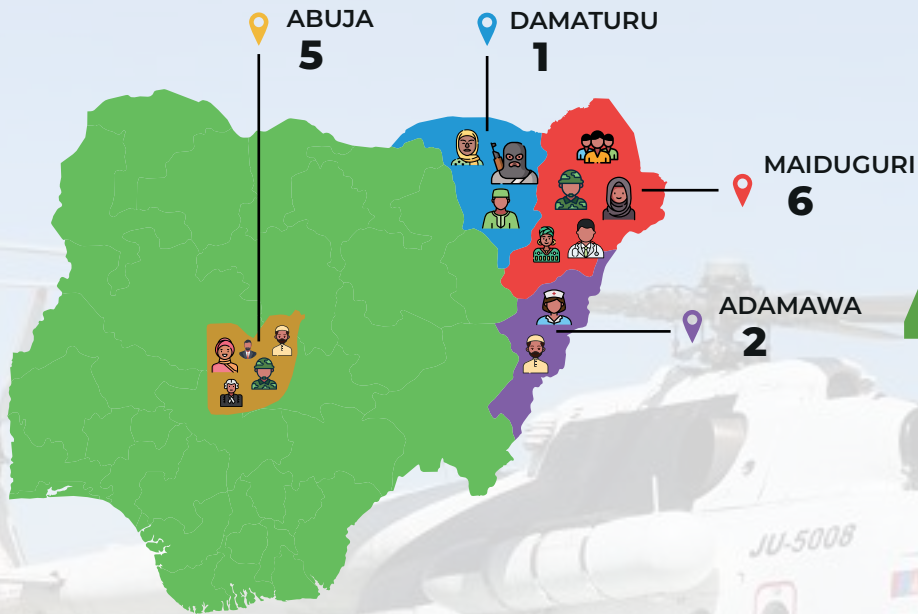
3

States



INVESTIGATIONS AND HEARINGS

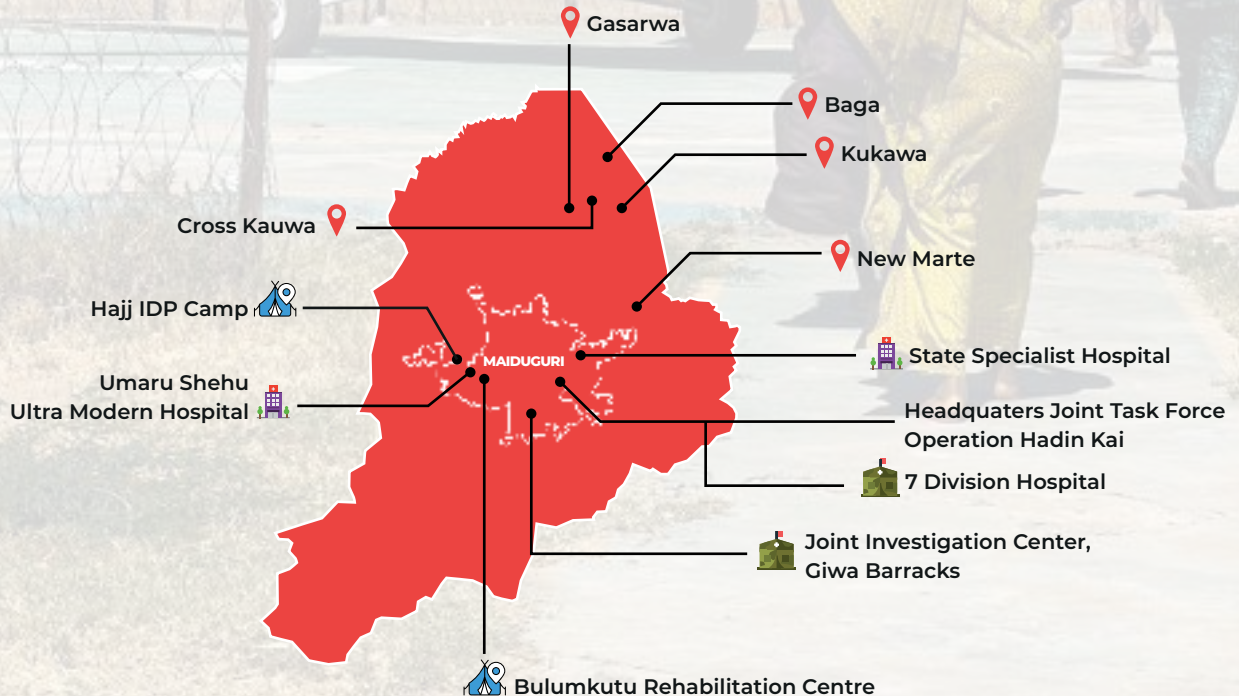
SIIP NORTH-EAST SESSIONS

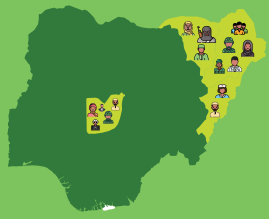


4 LOCATIONS

FIELD INVESTIGATIONS

BORNO STATE

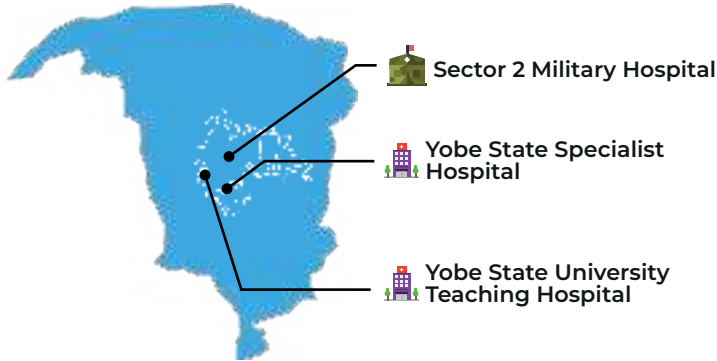




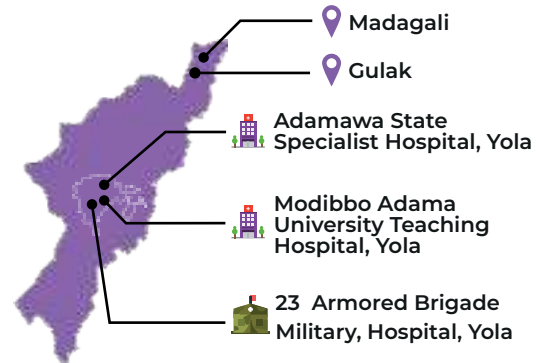
INVESTIGATIONS AND HEARINGS

FIELD INVESTIGATIONS


YOBE STATE



ADAMAWA STATE

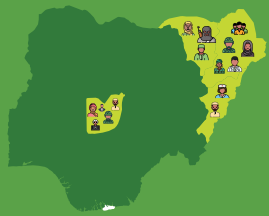


DURATION OF MANDATE



12 WEEKS

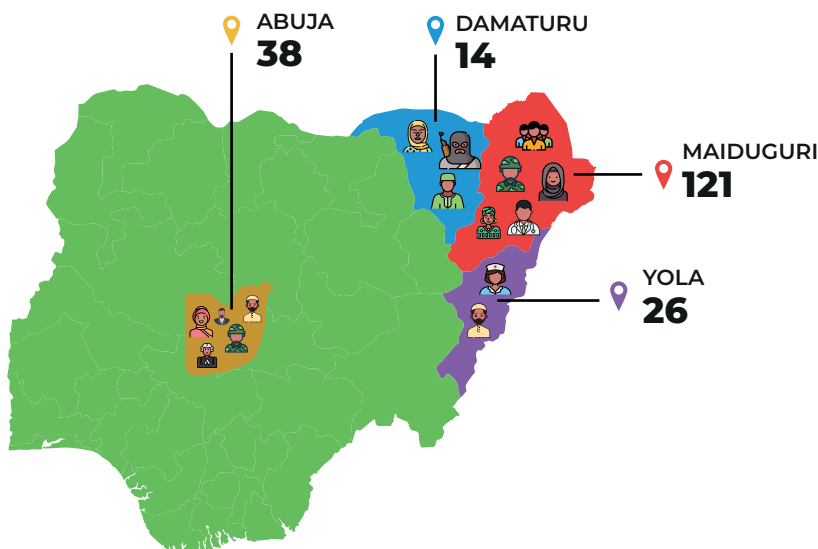

18 MONTHS



WITNESSES

199

WITNESS APPEARANCES IN WEEKS



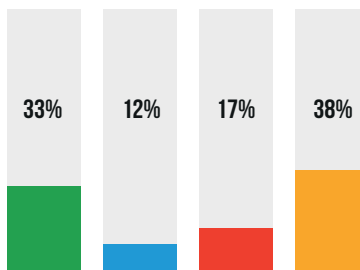
199 WITNESSES



66 Military



23 Government Officials



34 State Medical Personnel



76 Non-State Actors

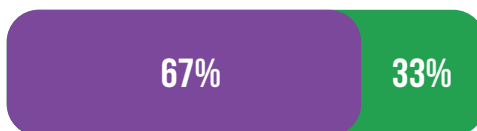
CIVILIAN AND MILITARY WITNESSES

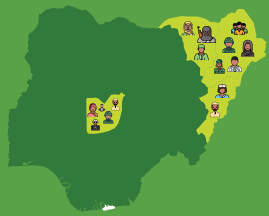


133
Civilians



66
Military





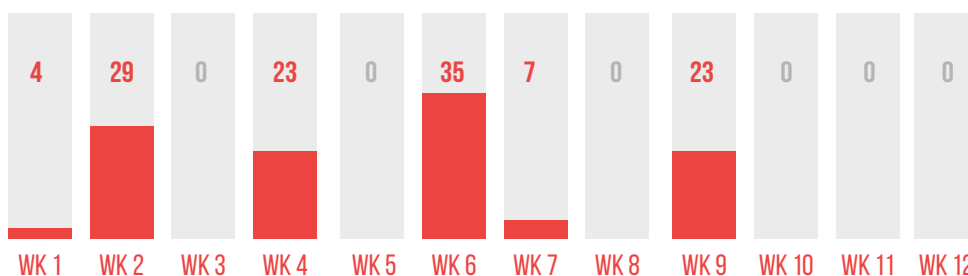
WITNESSES

199

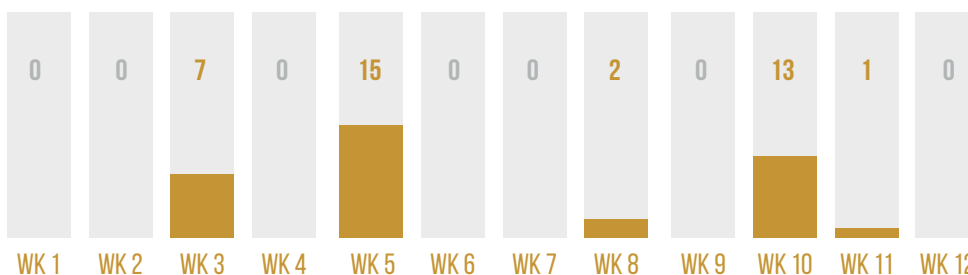
WITNESS APPEARANCES IN WEEKS




MAIDUGURI




ABUJA



DAMATURU



YOLA





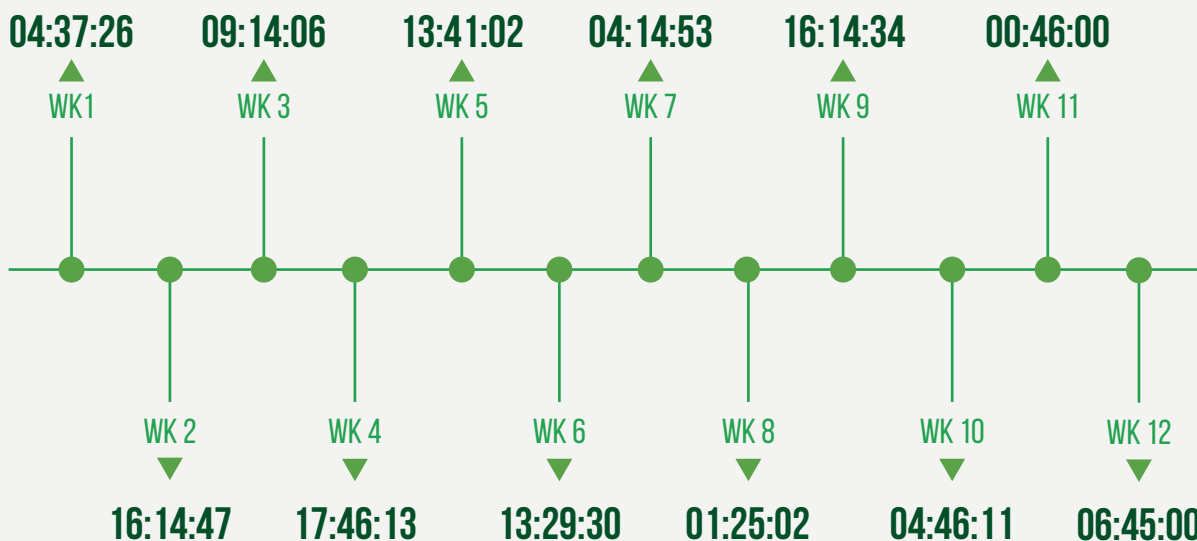
WITNESSES

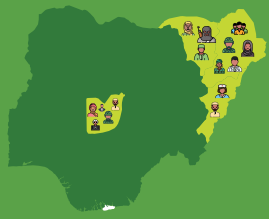
199

DURATION OF TESTIMONIES

109:41:44

DURATION OF TESTIMONIES IN WEEKS





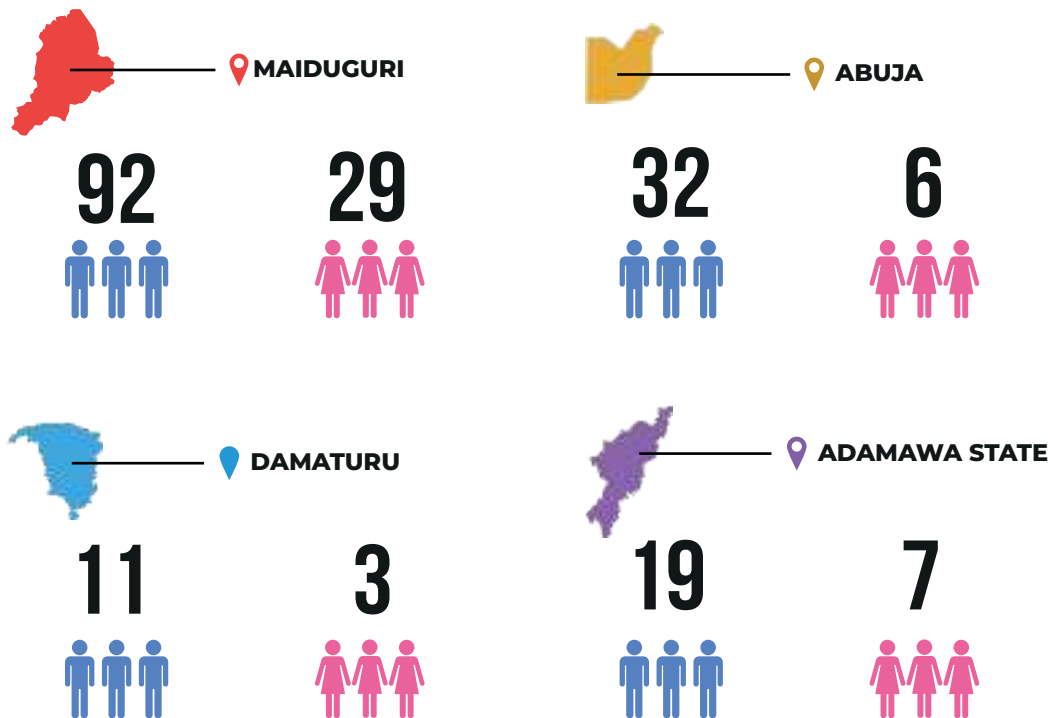
WITNESSES

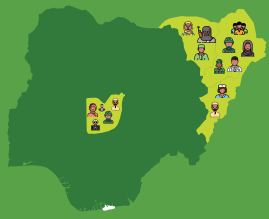
199

GENDER DISTRIBUTION



GENDER DISTRIBUTION OF WITNESSES






WITNESSES

199

GENDER DISTRIBUTION BY WEEKS

MALE FEMALE





MILITARY WITNESSES

66

CONSOLIDATED RANKS OF MILITARY WITNESSES

4

Military Leadership

40

Commanders/Commanding Officers

10

Senior Officers

4

Junior Officers

4

Senior NCOs

4

Junior NCOs

RANKS OF MILITARY WITNESSES ACROSS STATES



MAIDUGURI

2

Military Leadership

19

Commanders/Commanding Officers

9

Senior Officers

3

Junior Officers

1

Senior NCOs

2

Junior NCOs



ABUJA

2

Military Leadership

17

Commanders/Commanding Officers

0

Senior Officers

0

Junior Officers

3

Senior NCOs

0

Junior NCOs



MILITARY WITNESSES

66

RANKS OF MILITARY WITNESSES ACROSS STATES



DAMATURU

0

Military Leadership

1

Commanders/Commanding Officers

1

Senior Officers

0

Junior Officers

0

Senior NCOs

0

Junior NCOs



YOLA

0

Military Leadership

3

Commanders/Commanding Officers

0

Senior Officers

1

Junior Officers

0

Senior NCOs

2

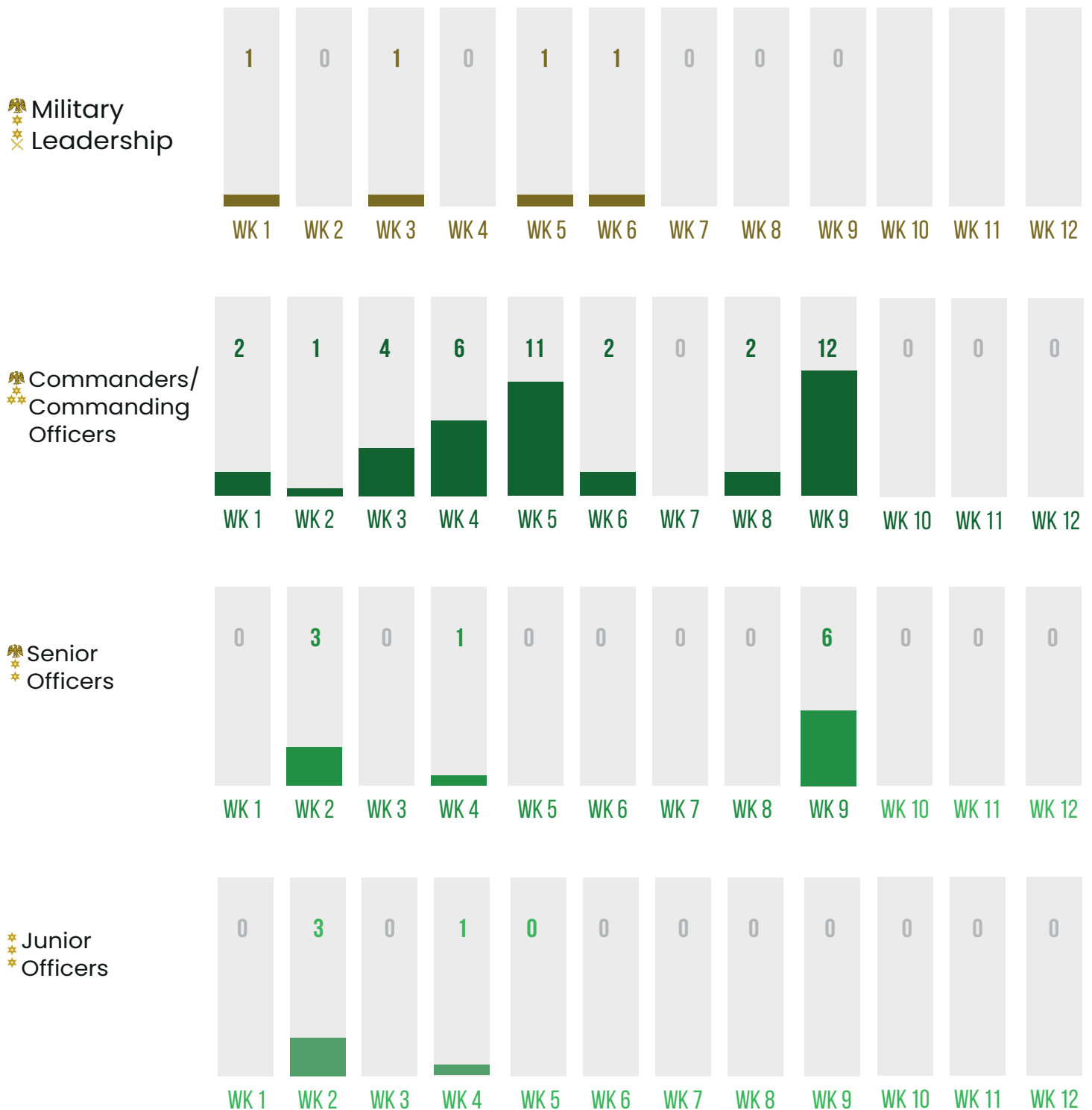
Junior NCOs



MILITARY WITNESSES

66

RANKS OF MILITARY WITNESSES IN WEEKS

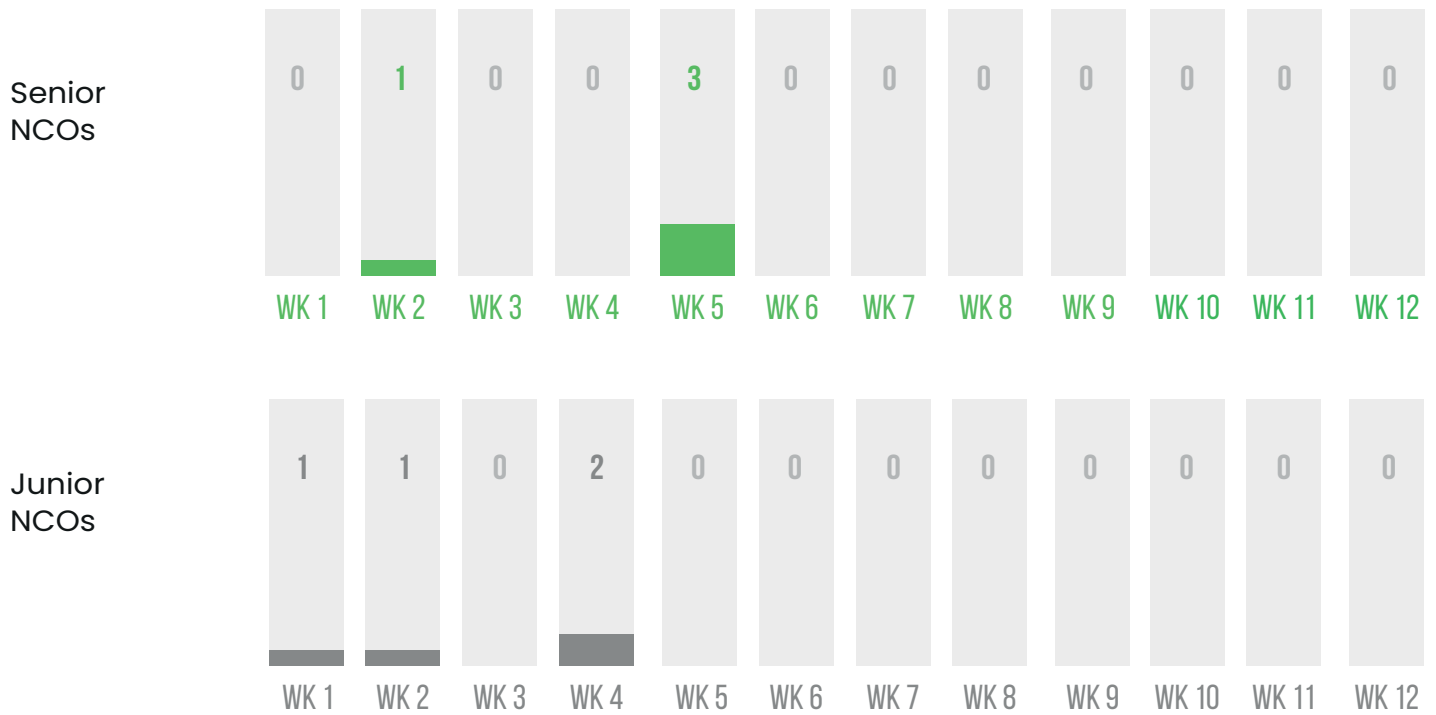




MILITARY WITNESSES

66

RANKS OF MILITARY WITNESSES IN WEEKS



TOTAL MILITARY WITNESSES IN WEEKS





APPEARANCES OF FORMER THEATRE COMMANDERS FOR JOINT TASK FORCE NORTH EAST

OPERATION LAFIA DOLE

DATE OF SERVICE

JAN 2016

● Major Gen. H Umaru [SIIP-NE/2023/W/090]

MAR 2016

● General Leo Irabor [SIIP-NE/2023/W/096]*

DEC 2017

● Major Gen. RI Nicholas [SIIP-NE/2023/W/092]

JUL 2018

● Major Gen. AM Dikko [SIIP-NE/2023/W/034]

NOV 2018

● Major Gen. BM Akinroluyo [SIIP-NE/2023/W/089]

AUG 2019

● Major Gen. OG Adeniyi [SIIP-NE/2023/W/035]

APR 2020

● Lt. Gen. F Yahaya [SIIP-NE/2023/W/040]**

MAY 2021

● Major Gen. FO Omoigui [SIIP-NE/2023/W/037]

JUN 2021

● General CG Musa [SIIP-NE/2023/W/001]*

JUL 2023

● Major Gen. IS Ali [SIIP-NE/2023/W/049]

OPERATION HADIN KAI

DATE OF SERVICE

[*Appointed Chiefs of Defence Staff in January 2021 and June 2023 respectively]

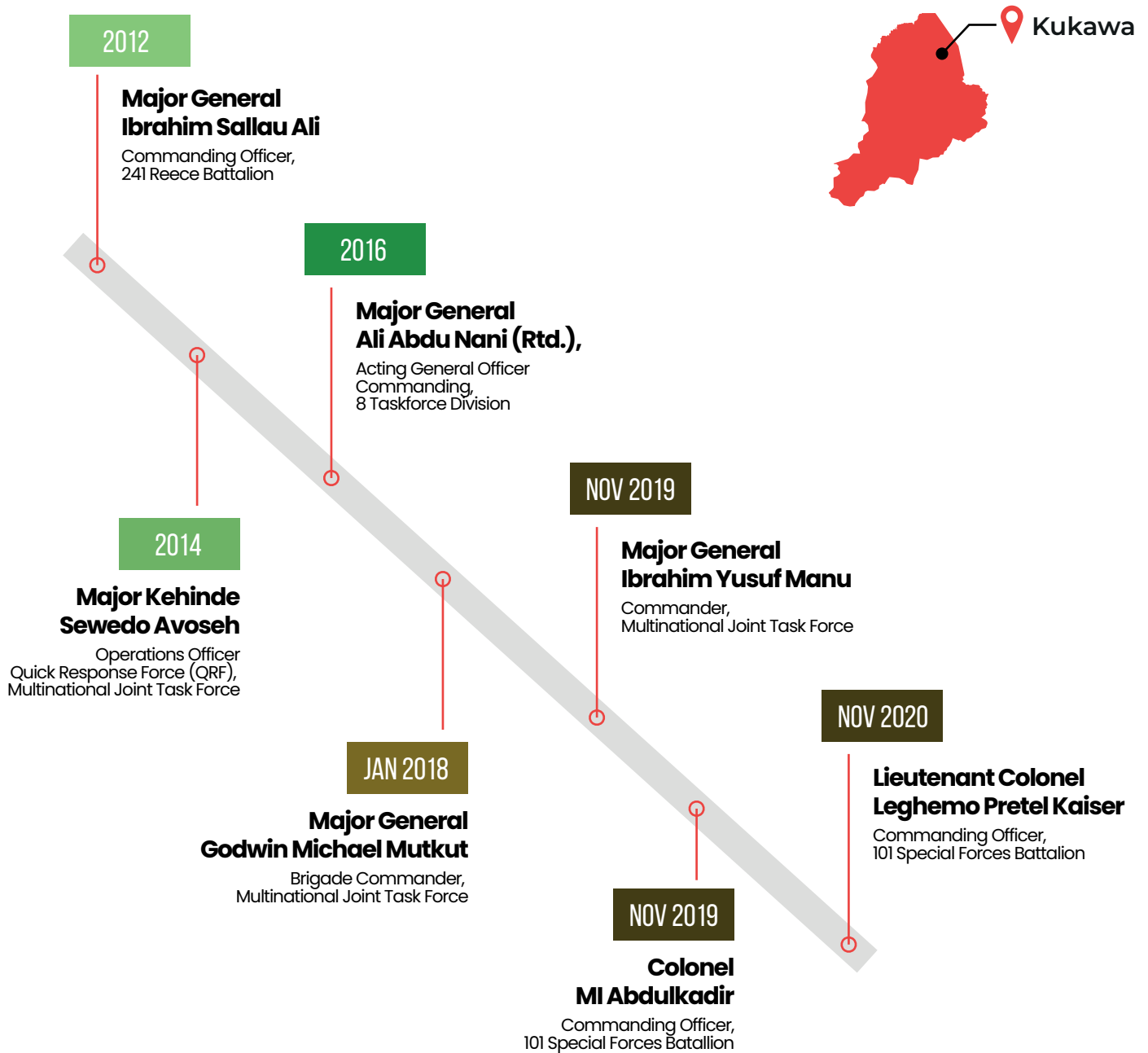
[**Appointed Chief of Army Staff in May 2021]



MILITARY WITNESSES

66

TIMELINE OF COMMAND AND OPERATIONAL POSTINGS OF WITNESSES

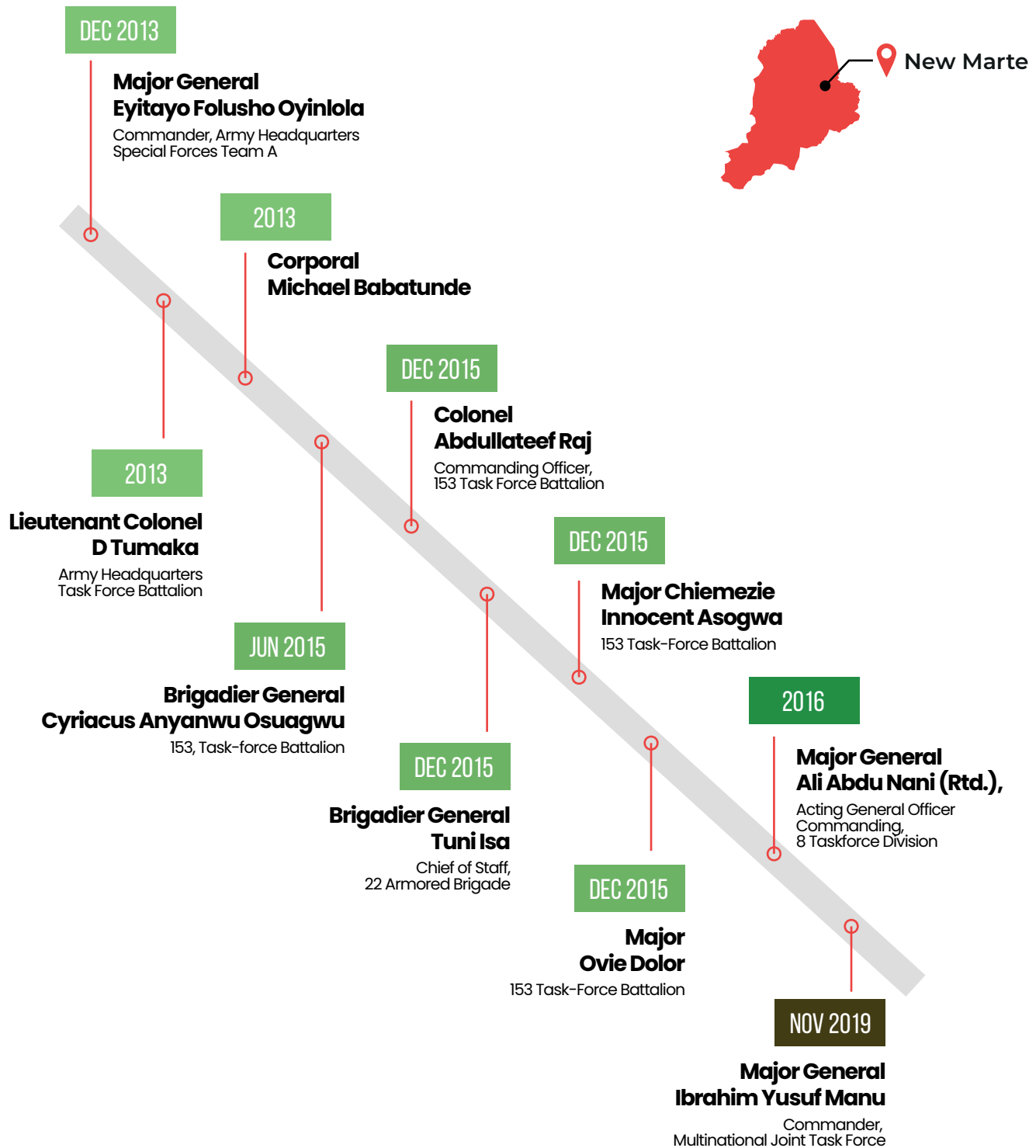




MILITARY WITNESSES

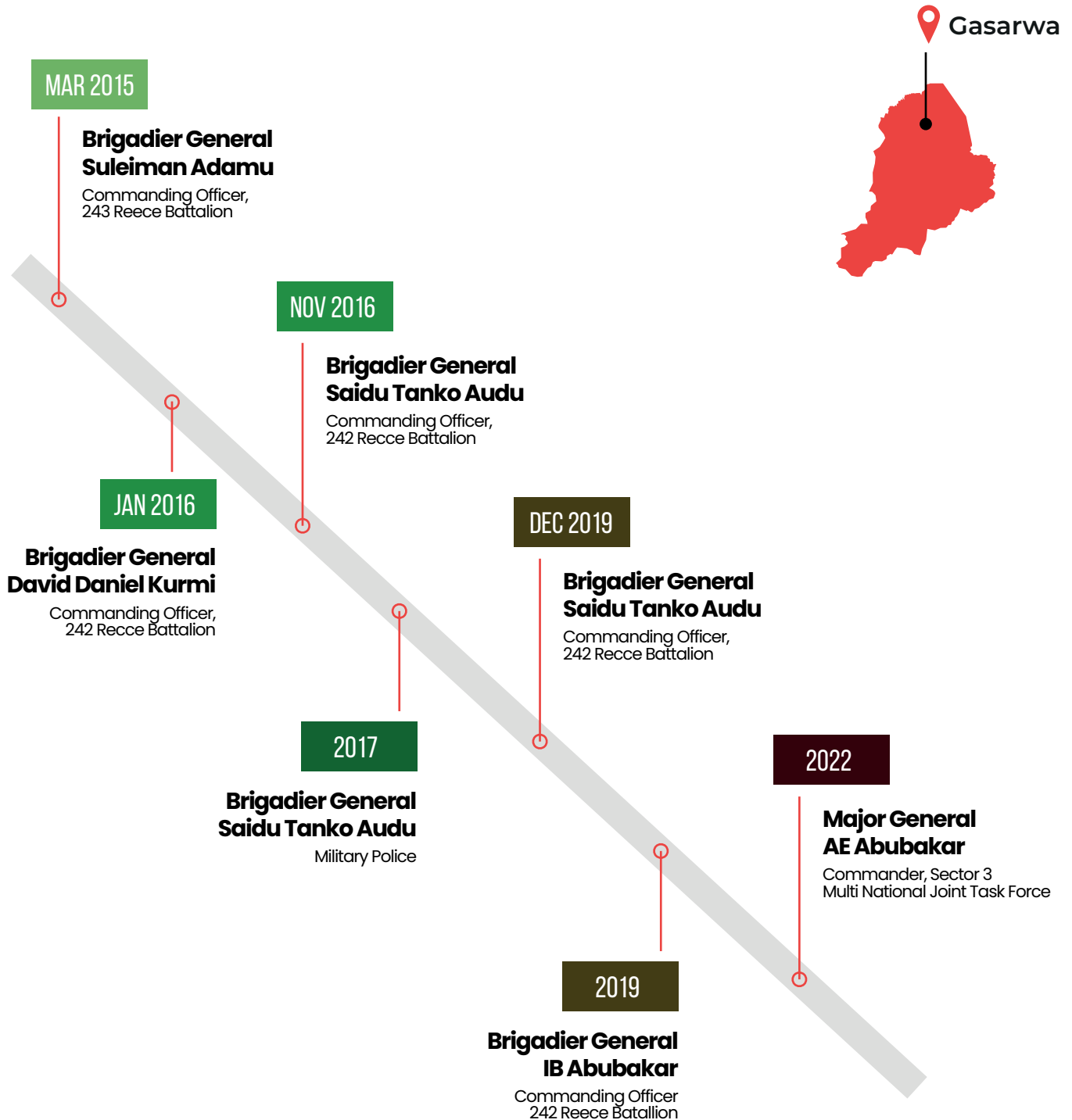
66

TIMELINE OF COMMAND AND OPERATIONAL POSTINGS OF WITNESSES





TIMELINE OF COMMAND AND OPERATIONAL POSTINGS OF WITNESSES





GOVERNMENT OFFICIALS 23

23 GOVERNMENT OFFICIALS

DESIGNATIONS OF GOVERNMENT WITNESSES



2 Attorneys General



2 State Commissioners



2 Permanent Secretaries



2 State Emergency Management Agency (SEMA)



1 Special Adviser to Government on Security



4 IDP Camp Officials



10 Other Functions

TESTIMONIES OF GOVERNMENT OFFICIALS ACROSS STATES



MAIDUGURI

16



ABUJA

1



DAMATURU

4



YOLA

2



GOVERNMENT OFFICIALS 23

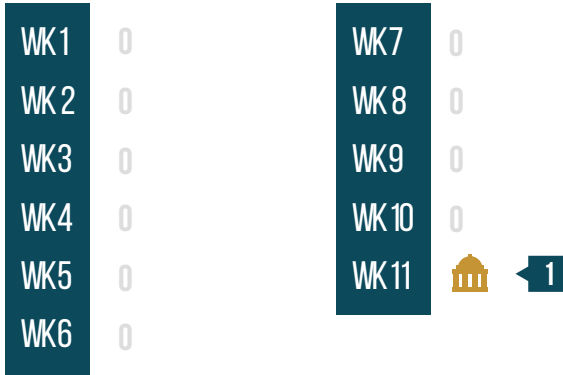
GOVERNMENT OFFICIALS TESTIMONIES IN WEEKS



MAIDUGURI



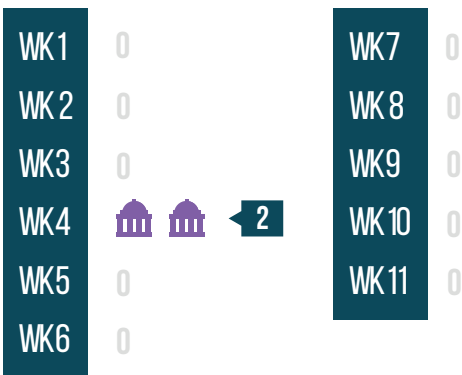
ABUJA



DAMATURU



YOLA






GOVERNMENT OFFICIALS 23

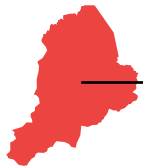

GENDER DISTRIBUTION OF GOVERNMENT OFFICIALS

MALE FEMALE

18




5



MAIDUGURI

13



3



ABUJA

0




1



DAMATURU

3



1



YOLA

2



0






GOVERNMENT OFFICIALS 23

GENDER DISTRIBUTION OF GOVERNMENT OFFICIALS IN WEEKS

MALE FEMALE





NON-STATE ACTORS

76

76 NON-STATE ACTORS



21 Traditional and Community Leaders



20 NGOs



8 Girls in Forced Marriages



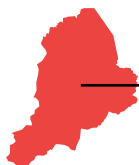
3 Ex Boko Haram Commanders /Fighters



7 Returnees /IDPs



17 Protected Witnesses



MAIDUGURI

52



ABUJA

15



DAMATURU

0



ADAMAWA STATE (MADAGALI)

9



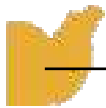
NON-STATE ACTORS

76

NON-STATE ACTORS IN WEEKS



MAIDUGURI



ABUJA



ADAMAWA STATE (MADAGALI)





NON-STATE ACTORS

76

TRADITIONAL & COMMUNITY LEADERS



5

District Heads

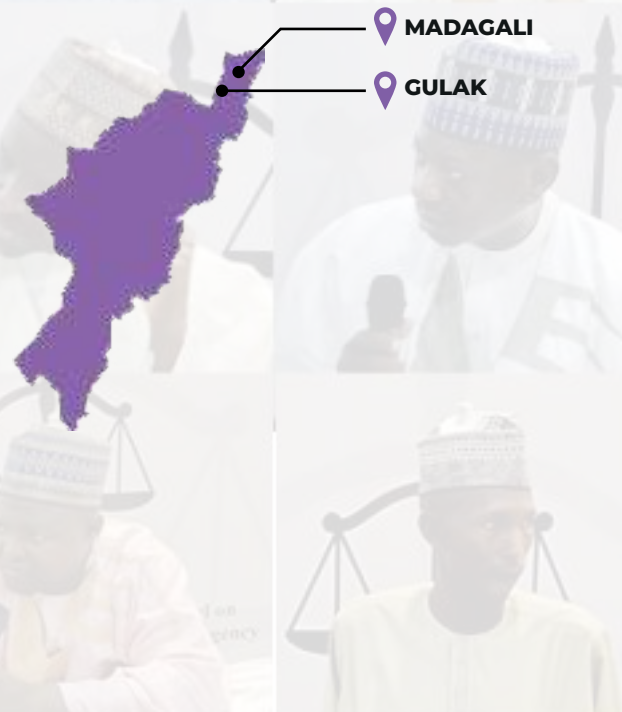
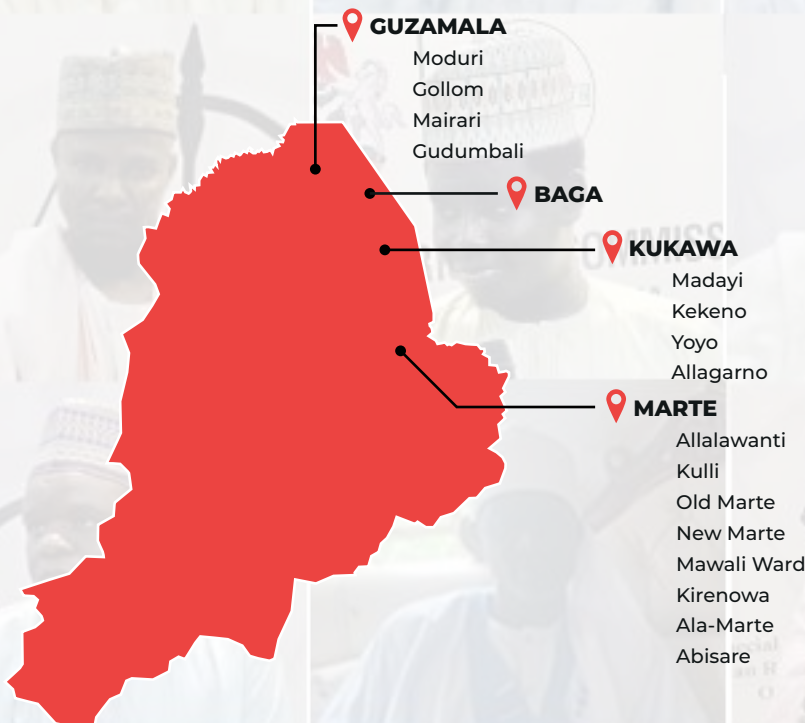


19

Village Heads

BORNO STATE

ADAMAWA STATE





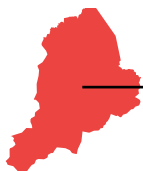
NON-STATE ACTORS

76

NGO WITNESSES

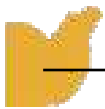


19

 NGOs

MAIDUGURI

- Plan International Nigeria
- Society for Family Health
- Initiative for Community Health and Crisis Response
- Terre Des Hommes



ABUJA

- Marie Stopes
- Palladium Nigeria
- ALIMA
- FHI 360
- JHPIEGO
- Panagora Group
- International Rescue Committee (IRC)
- IMMAP
- ActionAid
- CARE
- Medecins Du Monde
- Management Science for Health (MSH)

3 NO APPEARANCE

- Reuters
- Medicins San Frontieres (MSF)
- International Committee of the Red Cross (ICRC)



NON-STATE ACTORS

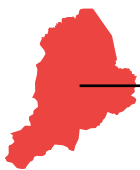


76

GENDER DISTRIBUTION OF NON-STATE ACTORS

MALE FEMALE

54


22



MAIDUGURI

38


14



ABUJA

10


5



ADAMAWA STATE (MADAGALI)

6

3



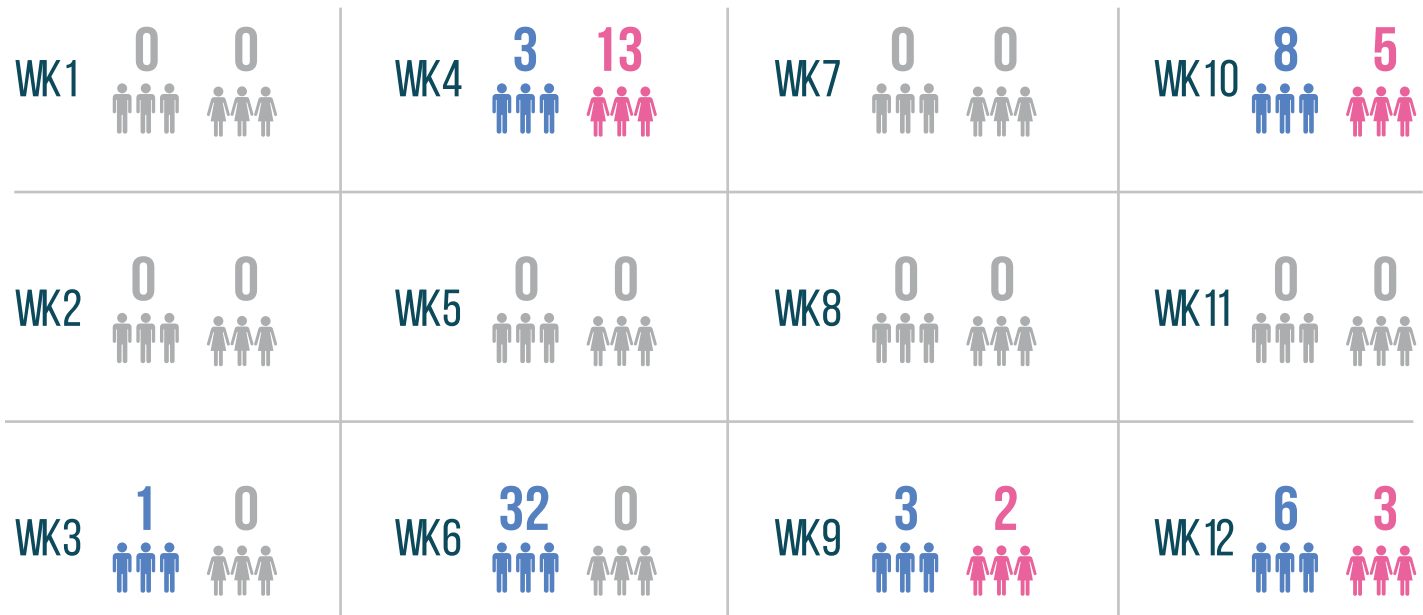


NON-STATE ACTORS

76

GENDER DISTRIBUTION BY WEEKS

MALE FEMALE





57 HOSPITAL WITNESSES



12 Chief Medical
Directors



3 Physicians



11 Nurses



7 Gynecologists



9 Pharmacy
Staff



2 Laboratory
Service
Officials



2 Histopathologists



5 Morticians



6 Health Information
Management Officials




HOSPITAL WITNESSES

57

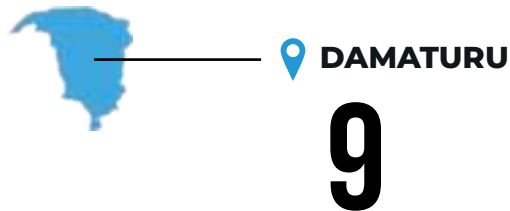
WITNESSES IN MILITARY AND STATE HOSPITALS



Military Hospitals





State Hospitals



GENDER DISTRIBUTION OF HOSPITAL WITNESSES

36

21





HOSPITAL WITNESSES

57

GENDER DISTRIBUTION IN MILITARY AND STATE HOSPITALS



11

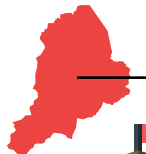
1



26

19

MILITARY HOSPITALS



MAIDUGURI



9

1



DAMATURU



1

0



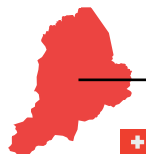
YOLA



1

0

STATE HOSPITALS



MAIDUGURI



13

14

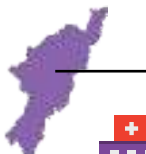


DAMATURU



6

2



YOLA



7

4



HOSPITAL WITNESSES

57

HOSPITAL WITNESSES IN WEEKS



MILITARY HOSPITALS



STATE HOSPITALS


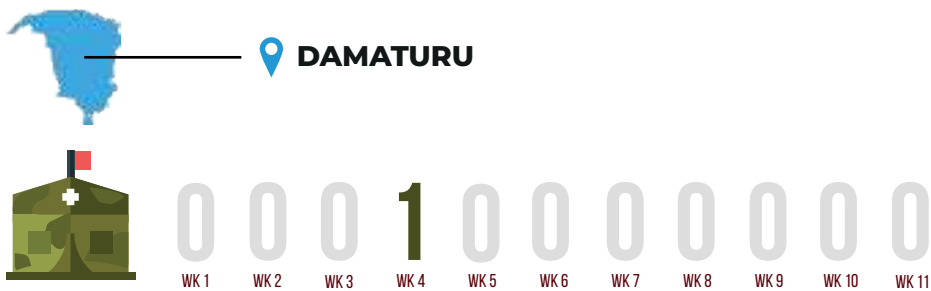





HOSPITAL WITNESSES

57

MILITARY HOSPITALS IN WEEKS





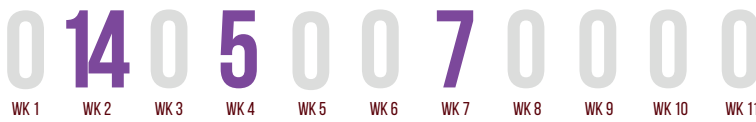
HOSPITAL WITNESSES

57

STATE HOSPITALS IN WEEKS



MAIDUGURI



DAMATURU



YOLA





HOSPITAL STATISTICS FOR MVA

5,945



MANUAL VACUUM ASPIRATIONS (MVA):

A LOOK AT HOSPITAL DATA FOR MEDICAL ABORTION PROCEDURES BETWEEN 2013 TO 2023

TOTAL MVA DATA

5,945

TOTAL MVA DATA PER YEAR



TOTAL MVA DATA BY AGE GROUPS



TOTAL MANUAL VACCUM ASPIRATIONS (MVA) - MEDICAL ABORTIONS PROCEDURES ACROSS AGE AND HOSPITALS



HOSPITAL STATISTICS FOR MVA*

5,945

TOTAL MVA DATA PER HOSPITAL



MAIDUGURI

Umaru Shehu Ultra Modern Hospital

State Specialist Hospital

1,790

951



DAMATURU

State Specialist Hospital

Yobe State University Teaching Hospital

1,967

69



YOLA

Modibbo Adama University Teaching Hospital, Adamawa

State Specialist Hospital Yola

642

543

*TOTAL MANUAL VACCUM ASPIRATIONS (MVA) ACROSS HOSPITALS IN YOBE, BORNO AND ADAMAWA STATES



HOSPITAL STATISTICS FOR MVA

5,945

MVA DATA BY AGE CLASSIFICATION

State Specialist Hospital



MAIDUGURI

2019

0
10 - 14 YEARS

3
15 - 19 YEARS

12
20 - 34 YEARS

5
34 - 49 YEARS

1
50 YEARS ABOVE

134
TOTAL

2020

NO AGE CLASSIFICATION

10 - 14 YEARS

15 - 19 YEARS

20 - 34 YEARS

34 - 49 YEARS

50 YEARS ABOVE

475
TOTAL

2021

NO AGE CLASSIFICATION

10 - 14 YEARS

15 - 19 YEARS

20 - 34 YEARS

34 - 49 YEARS

50 YEARS ABOVE

325
TOTAL

2022

NO AGE CLASSIFICATION

10 - 14 YEARS

15 - 19 YEARS

20 - 34 YEARS

34 - 49 YEARS

50 YEARS ABOVE

7
TOTAL

TOTAL (2019 - 2021)

2019
134

2020
475

2021
325

951
TOTAL



HOSPITAL STATISTICS FOR MVA

5,945

Umaru Shehu Ultra Modern Hospital



MAIDUGURI

2017



2018



2019



2020



2021



TOTAL (2017 - 2021)





HOSPITAL STATISTICS FOR MVA

5,945

Yobe State Specialist Hospital



DAMATURU

2020

15

10 - 14 YEARS

61

15 - 19 YEARS

482

20 - 34 YEARS

86

34 - 49 YEARS

1

50 YEARS ABOVE

645
TOTAL

2021

14

10 - 14 YEARS

127

15 - 19 YEARS

988

20 - 34 YEARS

135

34 - 49 YEARS

2

50 YEARS ABOVE

1,226
TOTAL

2022

0

10 - 14 YEARS

7

15 - 19 YEARS

45

20 - 34 YEARS

4

34 - 49 YEARS

0

50 YEARS ABOVE

56
TOTAL

TOTAL (2020 - 2022)

29

10 - 14 YEARS

195

15 - 19 YEARS

1,515

20 - 34 YEARS

225

34 - 49 YEARS

3

50 YEARS ABOVE

1,967
TOTAL



HOSPITAL STATISTICS FOR MVA

5,945

Yobe State University Teaching Hospital



DAMATURU

2019



2020



2021



2022



TOTAL (2019 - 2022)





HOSPITAL STATISTICS FOR MVA

5,945

Modibbo Adama University Teaching Hospital,



YOLA

2013



2014



2015



2016



2017



2019



2020





HOSPITAL STATISTICS FOR MVA

5,945

2021

NO AGE CLASSIFICATION

10 - 14 YEARS 15 - 19 YEARS 20 - 34 YEARS 34 - 49 YEARS 50 YEARS ABOVE

35
TOTAL

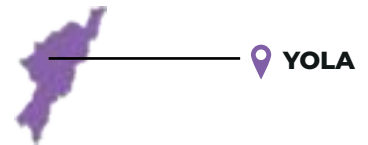
2022

NO AGE CLASSIFICATION

10 - 14 YEARS 15 - 19 YEARS 20 - 34 YEARS 34 - 49 YEARS 50 YEARS ABOVE

176
TOTAL

State Specialist Hospital Yola



2018

0 **16** **141** **1** **0**
10 - 14 YEARS 15 - 19 YEARS 20 - 34 YEARS 34 - 49 YEARS 50 YEARS ABOVE

158
TOTAL

2019

0 **13** **128** **27** **0**
10 - 14 YEARS 15 - 19 YEARS 20 - 34 YEARS 34 - 49 YEARS 50 YEARS ABOVE

168
TOTAL

2020

0 **5** **62** **21** **0**
10 - 14 YEARS 15 - 19 YEARS 20 - 34 YEARS 34 - 49 YEARS 50 YEARS ABOVE

88
TOTAL

2021

0 **6** **105** **7** **0**
10 - 14 YEARS 15 - 19 YEARS 20 - 34 YEARS 34 - 49 YEARS 50 YEARS ABOVE

188
TOTAL

2022

0 **3** **42** **10** **0**
10 - 14 YEARS 15 - 19 YEARS 20 - 34 YEARS 34 - 49 YEARS 50 YEARS ABOVE

55
TOTAL



HOSPITAL STATISTICS FOR MVA

5,945

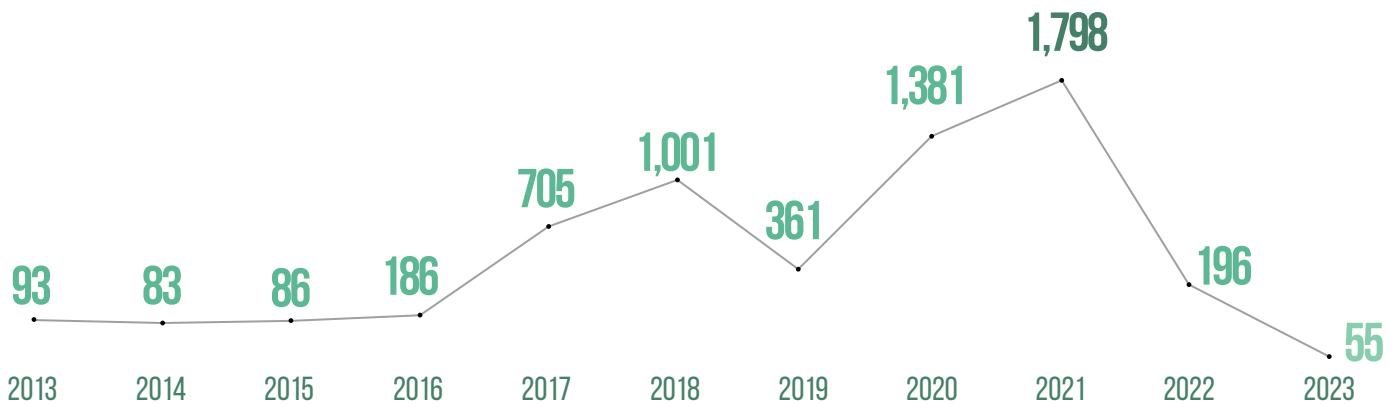
2023



TOTAL (2013-2023)



PROGRESSION OF MVA IN BORNO, ADAMAWA AND YOBE STATES





ADMINISTRATION OF OXYTOCIN AND MISOPROSTOL IN HOSPITALS

357,693



ADMINISTRATION OF OXYTOCIN AND MISOPROSTOL IN HOSPITALS

A LOOK AT OXYTOCIN AND MISOPROSTOL ADMINISTRATION DATA BETWEEN 2013 AND 2022

TOTAL OXYTOCIN AND MISOPROSTOL ADMINISTERED

357,693



282,079



75,614

79%

21%



OXYTOCIN



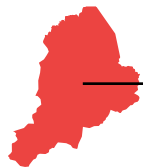
MISOPROSTOL



ADMINISTRATION OF OXYTOCIN AND MISOPROSTOL IN HOSPITALS

357,693

TOTAL OXYTOCIN AND MISOPROSTOL ADMINISTERED PER HOSPITAL



MAIDUGURI

Umaru Shehu Ultra Modern Hospital

OXYTOCIN
1,133 **MISOPROSTOL**
290

State Specialist Hospital

OXYTOCIN
6,628 **MISOPROSTOL**
2,142



DAMATURU

Yobe State Specialist Hospital

OXYTOCIN
2,490 **MISOPROSTOL**
1,076

Yobe State University Teaching Hospital

OXYTOCIN
271,108 **MISOPROSTOL**
53,706



YOLA

Modibbo Adama University Teaching Hospital

OXYTOCIN
720 **MISOPROSTOL**
18,400



**NO DATA FOR
MILITARY HOSPITALS**



ADMINISTRATION OF OXYTOCIN AND MISOPROSTOL IN HOSPITALS

357,693

OXYTOCIN AND MISOPROSTOL ADMINISTERED PER YEAR

Umaru Shehu Ultra Modern Hospital



MAIDUGURI

2017		2018		2019	
OXYTOCIN	MISOPROSTOL	OXYTOCIN	MISOPROSTOL	OXYTOCIN	MISOPROSTOL
396	0	408	0	3	24
2020		2021		TOTAL OXYTOCIN	TOTAL MISOPROSTOL
323	243	3	32	1,133	290

State Specialist Hospital

2017		2018		2019	
OXYTOCIN	MISOPROSTOL	OXYTOCIN	MISOPROSTOL	OXYTOCIN	MISOPROSTOL
309	0	0	435	21	0
2020		2021		2022	
820	343	808	1,354	4,670	10
TOTAL OXYTOCIN	TOTAL MISOPROSTOL				
6,628	2,142				



ADMINISTRATION OF OXYTOCIN AND MISOPROSTOL IN HOSPITALS

357,693



DAMATURU

Yobe State Specialist Hospital

2020		2021		2022	
OXYTOCIN	MISOPROSTOL	OXYTOCIN	MISOPROSTOL	OXYTOCIN	MISOPROSTOL
491	387	1,202	633	797	56
TOTAL OXYTOCIN		TOTAL MISOPROSTOL			
2,490		1,076			

Yobe State University Teaching Hospital

2013		2014		2015	
OXYTOCIN	MISOPROSTOL	OXYTOCIN	MISOPROSTOL	OXYTOCIN	MISOPROSTOL
1,803	1,266	300	510	350	550
2017		2018		2019	
OXYTOCIN	MISOPROSTOL	OXYTOCIN	MISOPROSTOL	OXYTOCIN	MISOPROSTOL
50,558	10,245	12,302	22,347	125,886	12,851
2020		2021		2022	
OXYTOCIN	MISOPROSTOL	OXYTOCIN	MISOPROSTOL	OXYTOCIN	MISOPROSTOL
53,640	493	26,269	5,444	0	2,610
TOTAL OXYTOCIN		TOTAL MISOPROSTOL			
271,108		56,706			



ADMINISTRATION OF OXYTOCIN AND MISOPROSTOL IN HOSPITALS

357,693



YOLA

Modibbo Adama University Teaching Hospital

2017		2019		2020	
OXYTOCIN	MISOPROSTOL	OXYTOCIN	MISOPROSTOL	OXYTOCIN	MISOPROSTOL
220	2,400	0	24,00	20	1,800
<hr/>					
2021		2022		TOTAL	TOTAL
OXYTOCIN	MISOPROSTOL	OXYTOCIN	MISOPROSTOL	OXYTOCIN	MISOPROSTOL
80	1000	400	10,800	720	18,400

Conclusion

01.

The infographics contained in this document are supplementary to the Report of the Special Independent Investigative Panel on Human Rights Violations in Counter-Insurgency Operations in North-East Nigeria (SIIP North-East). The infographics are for information purposes only and do not supplant the Report.

02.

The SIIP North-East wishes to express its appreciation to the National Human Rights Commission, witnesses, governments and partners that supported its mission and mandate.



SIIP NORTH-EAST